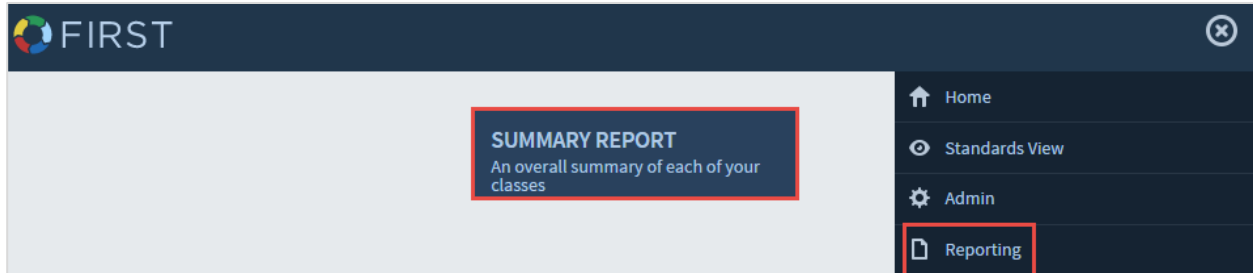


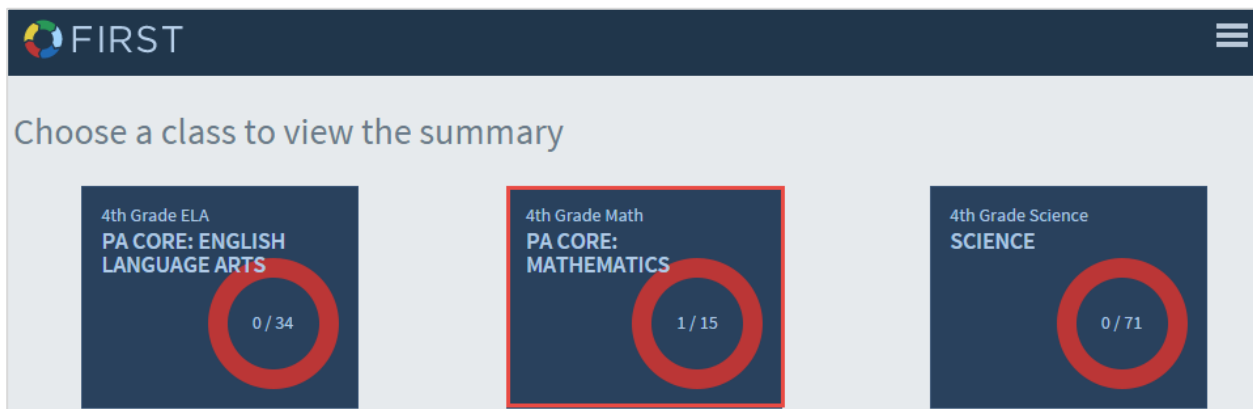
Reporting

The Reporting tool will provide an overall summary for each class, providing a gap analysis view of the Standards and Eligible Content.

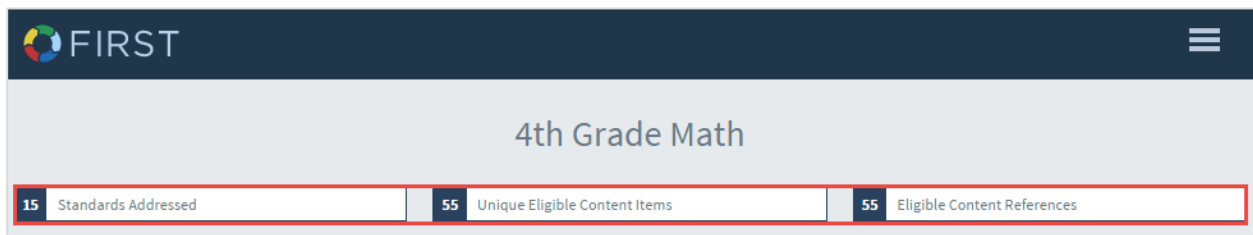
1. Click on the **Menu** option located in the upper right hand corner of the FIRST site and select the **Reporting** option. Select the **Summary Report**.



2. Select the class for which you would like to view the summary.



3. There is a high level summary of the Standards located at the top of each class.



4. Below the high level summary is a gap analysis view of all of the Standards and Eligible Content for that class. The color coding is consistent with each of the status options:
- Red – None
 - Yellow – Teacher Introduced
 - Green – Teacher Reinforced
 - Light Blue – Student Understood
 - Dark Blue – Student Mastered

Standard	Eligible Content				
CC.2.1.4.B.1	CC.2.1.4.B.1	M04.A-T.1.1.1	M04.A-T.1.1.2	M04.A-T.1.1.3	M04.A-T.1.1.4
CC.2.1.4.B.2	CC.2.1.4.B.2	M04.A-T.2.1.1	M04.A-T.2.1.2	M04.A-T.2.1.3	M04.A-T.2.1.4

5. Hovering over an **Eligible Content** will create a popup window with the Eligible Content's description along with a link to update the status.

Standard	Eligible Content				
CC.2.1.4.B.1	CC.2.1.4.B.1	M04.A-T.1.1.1	M04.A-T.1.1.2	M04.A-T.1.1.3	M04.A-T.1.1.4

Description ✕

Demonstrate an understanding that in a multi-digit whole number (through 1,000,000), a digit in one place represents ten times what it represents in the place to its right. Example: Recognize that in the number 770, the 7 in the hundreds place is ten times the 7 in the tens place.

[Click here to access this Eligible Content](#)